


# HOW TO BUILD A LAYERED LASAGNA GARDEN BED

Final Layer: Plants! Put in seeds OR plant starts



Soil

## 6th LAYER

Topsoil, hummus, compost, and/or potting soil




Straw  
And/Or

## 5th LAYER

Straw, not hay.

Collect the leaves from last year.

Don't just toss that paper into the landfill, fill up your garden with it.



Dried Leaves  
And/Or




Shredded  
Paper



Vegetable Waste,  
And/Or Coffee  
Grounds And/Or

## 4th LAYER

Try calling your favorite roaster for grounds. Collecting seaweed is an alternative too, and try adding some blood meal.



Grass Clippings



Horse, goat,  
rabbit, or aged  
chicken manure

## 3rd LAYER

For free horse manure contact a stable. Chicken manure must age for 1 year.



Twigs & Branches  
And/Or Wood Chips

## 2nd LAYER

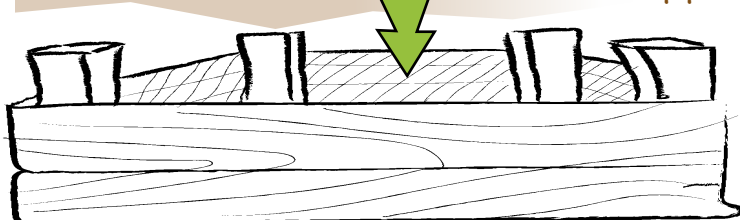
Collect from your yard or a nearby park after a wind storm.



Cardboard Boxes  
And/Or Newspaper

## 1st LAYER

This blocks weeds and attracts worms. Get it really wet (newspaper works too - use several layers).



You can also do this without building a frame. This works at any scale. Do a window box for salad greens or turn your entire yard into a garden... have fun!

ANCHOR GARDENS

